

Endurance of Nations 2015

Precenico - IT - Endurance

Race type : Race(sorted by laps and time)

Classification after 116 Laps (139,200 Km)

Pos	N° Racer	Nat.	Make	Class	Team	Laps	Race Time	Best Lap	Lap	Diff	Gap
1	6 Team Garcia	SPA		End Pit		116	01:58:35.005	59.401	25	-	-
2	7 Chei de moto picule	ITA		EndProto		116	01:59:19.902	59.190	51	-	-
3	4 Ohvale GPO 4	ITA		End Ohv		112	01:59:11.558	56.820	89	-	-
4	1 Ohvale GPO 1	ITA		End Ohv		111	01:59:13.558	59.162	30	-	-
5	3 Ohvale GPO 3	ITA		End Ohv		110	01:59:05.890	59.427	9	-	-
6	5 Ohvale GPO 5	ITA		End Ohv		109	01:59:09.718	56.147	107	-	-
7	200 La France	FRA		End Pit		107	01:58:44.417	59.744	20	-	-
8	10 Belgium Flanders	BEL		End Mini		106	01:59:15.542	59.449	74	-	-
9	2 Ohvale GPO 2	ITA		End Ohv		104	01:59:19.873	59.753	6	-	-
10	100 Belgium Wallonia	BEL		End Mini		101	01:59:23.120	01:03.773	96	-	-
Not Qualified											
1	22 BRT Components 2	SPA		End Pit		37	01:59:09.535	59.717	8	-	-
DNF											
Not Qualified											
1	11 BRT Components	SPA		End Pit		13	24:49.154	59.919	11	-	-

Fastest lap by 56.147 - 5 Ohvale GPO 5 in lap 107

date and time: 04/07/2015 - 17:34:23.006 - Average speed : 76 Km/h

Start race

04/07/2015 15:37:07

End race

04/07/2015 17:55:14

Race Director:

Admin: -- Technical Comission

LIVE TIMING - www.livetiming.be

The result are provisional until the according to the RC



Endurance of Nations 2015

Precenico - IT - Endurance

Race type : Race(sorted by laps and time)

Classification after 116 Laps (139,200 Km)

Pos	N° Racer	Nat.	Make	Class	Team	Laps	Race Time	Best Lap	Lap	Diff	Gap
Classe End MiniGP											
1	10 Belgium Flanders	BEL		End Mini		106	01:59:15.542	59.449	74	-	-
2	100 Belgium Wallonia	BEL		End Mini		101	01:59:23.120	01:03.773	96	-	-
Classe End Ohvale											
1	4 Ohvale GPO 4	ITA		End Ohv		112	01:59:11.558	56.820	89	-	-
2	1 Ohvale GPO 1	ITA		End Ohv		111	01:59:13.558	59.162	30	-	-
3	3 Ohvale GPO 3	ITA		End Ohv		110	01:59:05.890	59.427	9	-	-
4	5 Ohvale GPO 5	ITA		End Ohv		109	01:59:09.718	56.147	107	-	-
5	2 Ohvale GPO 2	ITA		End Ohv		104	01:59:19.873	59.753	6	-	-
Classe End Pit											
1	6 Team Garcia	SPA		End Pit		116	01:58:35.005	59.401	25	-	-
2	200 La France	FRA		End Pit		107	01:58:44.417	59.744	20	-	-
Not Qualified											
1	22 BRT Components 2	SPA		End Pit		37	01:59:09.535	59.717	8	-	-
DNF											
Not Qualified											
1	11 BRT Components	SPA		End Pit		13	24:49.154	59.919	11	-	-
Classe EndProtoGP											
1	7 Chei de moto picule	ITA		EndProto		116	01:59:19.902	59.190	51	-	-

Fastest lap by 56.147 - 5 Ohvale GPO 5 in lap 107
date and time: 04/07/2015 - 17:34:23.006 - Average speed : 76 Km/h

Start race
04/07/2015 15:37:07

End race
Race running


Race Director:

Admin: -- Technical Comission

LIVE TIMING - www.livetiming.be

The result are provisional until the according to the RC





RACE OF NATIONS 2015

3+4+5 JULY 2015
LIGNANO SABBIAADORO
UDINE - ITALIA


Endurance of Nations 2015

Precentico - IT - Endurance

Race type : Race(sorted by laps and time)

Analysis

1°	Team Garcia			2°	Chei de moto picule			3°	Ohvale GPO 4			4°	Ohvale GPO 1				
	42	01:01.071	86		01:00.591	42	01:00.479		87	59.708	42		01:01.918	86	01:01.163	42	01:22.681
	43	01:01.556	87	01:00.638	43	01:01.036	88	59.404	43	58.288	87	57.122	43	01:11.395	87	01:00.591	
	44	01:01.438	88	01:00.886	44	01:01.036	88	59.404	44	57.372	88	57.336	44	01:02.558	88	01:00.361	
1	01:02.232	45	01:04.987	89	01:00.666	45	59.260	89	59.940	1	59.551	1	59.551	45	01:02.249	89	01:16.776
2	01:00.065	46	01:01.672	90	01:00.223	46	59.838	90	59.875	2	57.432	2	56.988	46	01:00.731	90	01:09.839
3	59.837	47	01:01.524	91	01:00.734	47	59.835	91	59.914	3	56.988	3	56.988	47	01:01.379	91	01:03.325
4	01:00.336	48	01:00.828	92	01:00.294	48	01:00.050	92	01:00.014	4	57.408	4	57.408	48	01:00.379	92	01:03.683
5	59.818	49	01:00.695	93	01:01.300	49	59.609	93	59.716	5	57.639	5	57.639	49	01:01.592	93	01:21.938
6	01:00.085	50	01:01.846	94	01:00.504	50	59.494	94	59.798	6	57.304	6	57.304	50	01:00.759	94	01:08.009
7	01:00.053	51	01:01.418	95	01:01.756	51	59.190	95	59.992	7	57.482	7	57.482	51	01:01.105	95	01:01.140
8	59.480	52	01:01.468	96	01:01.204	52	59.662	96	59.610	8	57.348	8	57.348	52	01:01.485	96	01:01.322
9	59.720	53	01:01.013	97	01:01.180	53	01:22.397	97	01:00.779	9	58.387	9	58.387	53	01:01.539	97	01:01.602
10	01:00.034	54	01:01.598	98	01:01.170	54	01:04.413	98	59.855	10	57.362	10	57.362	54	01:18.784	98	01:02.092
11	01:00.429	55	01:02.161	99	01:00.799	55	01:01.155	99	59.451	11	57.395	11	57.395	55	01:02.926	55	01:04.008
12	59.592	56	01:01.141	+02	01:00.682	56	01:01.139	+02	59.637	12	58.010	12	58.010	56	59.821	+02	01:00.171
13	59.502	57	01:59.839	+02	01:00.399	57	01:01.251	+02	59.601	13	57.819	13	57.819	57	57.391	+02	01:01.684
14	59.589	58	01:04.907	+02	01:01.087	58	01:00.679	+02	01:00.524	14	57.696	14	57.696	58	01:00.231	+02	01:01.883
15	59.790	59	01:01.276	+02	01:00.006	59	01:01.200	+02	01:18.599	15	57.974	15	57.974	59	01:00.969	+02	01:01.821
16	01:00.255	60	01:00.126	+02	01:00.357	60	01:00.960	+02	01:05.840	16	01:21.715	16	01:21.715	60	01:00.176	+02	01:02.916
17	01:00.409	61	01:00.034	+02	01:00.953	61	01:00.593	+02	01:00.855	17	01:14.918	17	01:14.918	61	01:00.206	+02	01:20.700
18	01:00.927	62	59.814	+02	01:00.780	62	01:01.059	+02	59.821	18	01:06.564	18	01:06.564	62	01:00.731	+02	01:04.105
19	01:00.599	63	01:00.081	+02	01:00.212	63	01:00.992	+02	59.744	19	01:06.275	19	01:06.275	63	01:00.576	+02	01:00.345
20	01:00.570	64	01:01.940	+02	01:01.164	64	01:01.719	+02	01:00.394	20	01:05.297	20	01:05.297	64	01:17.770	+02	59.916
21	59.845	65	01:00.278	+02	01:00.422	65	01:02.317	+02	01:00.811	21	01:06.442	21	01:06.442	65	01:09.465	+02	01:00.138
22	01:01.007	66	01:00.218	+02	01:00.116	66	01:01.288	+02	01:00.125	22	01:06.065	22	01:06.065	66	01:03.294	+02	59.860
23	59.904	67	01:00.332	+02	01:00.458	67	01:01.965	+02	59.419	23	01:06.124	23	01:06.124	67	01:03.935	+02	01:01.327
24	59.738	68	01:00.117	+02	01:00.796	68	01:00.862	+02	01:00.440	24	01:05.995	24	01:05.995	68	01:33.993		
25	59.401	69	01:00.745	+02	59.907	69	01:01.539	+02	01:00.214	25	01:06.116	25	01:06.116	69	01:14.928		
26	01:00.354	70	59.860	+02	01:00.493	70	01:01.055	+02	59.742	26	01:06.487	26	01:06.487	70	01:05.014		
27	59.779	71	59.705	+02	01:00.540	71	01:01.632	+02	59.778	27	01:06.261	27	01:06.261	71	01:02.956		
28	01:00.245	72	01:00.033	+02	01:00.558	72	01:01.500	+02	59.789	28	01:07.031	28	01:07.031	72	01:01.517		
29	59.918	73	01:00.559			73	01:02.702			29	01:06.959	29	01:06.959	73	01:01.323		
30	59.823	74	01:00.686			74	01:19.489			30	01:07.310	30	01:07.310	74	01:01.896		
31	01:00.395	75	01:01.208			75	01:05.146			31	01:13.261	31	01:13.261	75	01:01.528		
32	01:00.136	76	01:00.721			76	01:00.326			32	01:18.079	32	01:18.079	76	01:18.960		
33	01:00.010	77	01:00.981			77	01:00.449			33	01:07.055	33	01:07.055	77	01:04.545		
34	01:00.190	78	01:00.267			78	01:00.067			34	01:05.008	34	01:05.008	78	01:00.180		
35	01:00.626	79	59.572			79	01:00.313			35	01:05.228	35	01:05.228	79	01:00.277		
36	01:00.626	80	01:00.012			80	01:00.018			36	01:04.956	36	01:04.956	80	01:00.161		
37	01:01.108	81	01:00.031			81	01:00.159			37	01:07.810	37	01:07.810	81	01:00.677		
38	01:00.925	82	01:00.902			82	59.785			38	01:10.709	38	01:10.709	82	01:00.648		
39	01:01.311	83	01:00.411			83	01:00.434			39	01:10.593	39	01:10.593	83	01:00.058		
40	01:00.741	84	59.619			84	59.853			40	01:09.967	40	01:09.967	84	01:00.738		
41	01:02.110	85	01:00.196			85	01:00.057			41	01:34.278	41	01:34.278	85	01:00.161		



RACE OF NATIONS 2015

3+4+5 JULY 2015
LIGNANO SABBIA D'ORO
UDINE - ITALIA


Endurance of Nations 2015

Precentico - IT - Endurance

Race type : Race(sorted by laps and time)

Analysis

5°		6°		7°		8°									
Ohvale GPO 3		Ohvale GPO 5		La France		Belgium Flanders									
1	01:05.294	45	59.874	44	01:12.927	42	01:11.709	86	01:00.914	42	01:08.943	86	01:09.101		
2	01:00.715	46	01:00.250	44	01:08.573	87	01:08.036	43	01:12.122	87	01:00.660	43	01:08.251	87	01:08.219
3	59.847	47	59.995	45	01:03.806	88	01:07.880	44	01:12.519	88	01:00.769	44	01:08.412	88	01:07.615
4	59.663	48	01:00.339	46	01:03.228	89	01:07.703	45	01:34.146	89	01:20.001	45	01:07.783	89	01:07.765
5	59.893	49	01:25.773	47	01:03.006	90	01:07.928	46	01:10.554	90	01:15.003	46	01:07.949	90	01:07.814
6	01:00.044	50	01:07.247	48	01:26.561	91	01:07.667	47	01:04.931	91	01:08.001	47	01:08.524	91	01:07.924
7	59.834	51	01:01.936	49	01:01.549	92	01:08.651	48	01:03.874	92	01:08.733	48	01:31.003	92	01:11.751
8	59.603	52	01:01.212	50	58.031	93	01:09.523	49	01:03.571	93	01:08.514	49	01:07.783	93	01:08.690
9	59.427	53	01:00.406	51	57.326	94	01:32.408	50	01:04.565	94	01:09.167	50	01:03.949	94	01:08.538
10	01:00.639	54	01:01.423	52	57.440	95	01:01.362	51	01:04.001	95	01:09.442	51	01:03.572	95	01:08.403
11	59.617	55	01:00.296	53	57.112	96	56.854	52	01:04.004	96	01:27.321	52	01:03.569	96	01:07.696
12	59.471	56	01:00.900	54	56.526	97	56.501	53	01:03.777	97	01:08.504	53	01:03.608	97	01:07.381
13	59.952	57	01:01.091	55	56.636	98	56.522	54	01:03.356	98	01:03.749	54	01:03.618	98	01:07.612
14	59.770	58	01:01.295	56	56.864	99	56.556	55	01:25.135	99	01:02.938	55	01:04.184	99	01:07.999
15	01:00.126	59	01:27.878	57	57.357	100	56.530	56	01:07.289	100	01:02.894	56	01:03.125	100	01:08.337
16	01:00.851	60	01:09.773	58	57.192	101	56.728	57	01:04.102	101	01:03.217	57	01:03.417	101	01:09.346
17	01:28.152	61	01:05.095	59	57.609	102	56.728	58	01:04.809	102	01:03.244	58	01:02.702	102	01:08.412
18	01:06.014	62	01:04.866	60	58.095	103	56.212	59	01:03.809	103	01:03.244	59	01:04.935	103	01:07.935
19	01:01.218	63	01:04.159	61	57.651	104	56.327	60	01:00.009	104	01:03.169	60	01:02.939	104	01:08.593
20	01:00.440	64	01:04.240	62	57.988	105	56.515	61	01:00.225	105	01:04.143	61	01:02.134	105	01:02.939
21	01:00.352	65	01:03.931	63	01:20.088	106	56.147	62	01:03.883	106	01:26.438	62	01:03.274	106	01:08.476
22	01:00.973	66	01:05.592	64	01:12.667	107	56.947	63	01:57.305	107	01:07.059	63	01:04.388	107	01:10.145
23	01:01.711	67	01:04.804	65	01:08.254	108	57.476	64	01:08.995	108	01:02.983	64	01:03.349	108	01:03.364
24	01:01.921	68	01:05.130	66	01:08.430	109	59.744	65	01:02.983	109	01:02.571	65	01:03.349	109	01:03.349
25	01:02.607	69	01:31.076	67	01:07.748	110	59.828	66	01:03.014	110	01:18.162	66	01:31.342	110	01:08.024
26	01:01.529	70	01:07.830	68	01:08.873	111	59.798	67	01:02.059	111	01:12.971	67	01:08.024	111	01:08.024
27	01:27.172	71	01:02.391	69	01:08.873	112	59.798	68	01:02.132	112	01:12.971	68	01:08.024	112	01:08.024
28	01:09.958	72	01:01.064	70	01:08.637	113	59.828	69	01:02.132	113	01:12.971	69	01:08.024	113	01:08.024
29	01:04.025	73	01:00.620	71	01:09.700	114	59.828	70	01:02.603	114	01:02.847	70	01:00.942	114	01:00.942
30	01:04.301	74	01:00.183	72	01:30.273	115	59.828	71	01:02.847	115	01:02.847	71	01:00.696	115	01:00.696
31	01:03.959	75	01:00.314	73	01:05.920	116	59.828	72	01:02.476	116	01:02.476	72	01:00.418	116	01:00.418
32	01:04.052	76	01:00.528	74	01:00.338	117	59.828	73	01:03.412	117	01:03.412	73	01:00.346	117	01:00.346
33	01:04.295	77	01:00.503	75	59.918	118	59.828	74	01:02.076	118	01:02.076	74	59.449	118	59.449
34	01:04.481	78	01:00.095	76	01:00.041	119	59.828	75	01:01.870	119	01:01.870	75	59.863	119	59.863
35	02:20.748	79	01:00.315	77	59.256	120	59.828	76	01:01.929	120	01:01.929	76	01:00.514	120	01:00.514
36	01:06.514	80	01:00.016	78	59.655	121	59.828	77	01:01.878	121	01:01.878	77	01:01.162	121	01:01.162
37	01:01.050	81	01:00.186	79	59.997	122	59.828	78	01:05.009	122	01:05.009	78	01:03.063	122	01:03.063
38	01:00.705	82	01:00.434	80	59.202	123	59.828	79	01:02.216	123	01:02.216	79	01:01.622	123	01:01.622
39	01:00.296	83	01:25.821	81	59.865	124	59.828	80	01:01.255	124	01:01.255	80	01:22.291	124	01:22.291
40	01:00.512	84	01:04.701	82	59.202	125	59.828	81	01:01.579	125	01:01.579	81	01:20.025	125	01:20.025
41	01:01.343	85	01:00.948	83	01:00.065	126	59.828	82	01:16.492	126	01:16.492	82	01:11.636	126	01:11.636
				84	01:00.133	127	59.828	83	01:10.524	127	01:10.524	83	01:09.396	127	01:09.396
				85	01:24.324	128	59.828	84	01:10.448	128	01:10.448	84	01:08.510	128	01:08.510
						129	59.828	85	01:11.025	129	01:11.025	85	01:09.651	129	01:09.651



RACE OF NATIONS 2015

3+4+5 JULY 2015
LIGNANO SABBIAADORO
UDINE - ITALIA


Endurance of Nations 2015

Precentnico - IT - Endurance

Race type : Race(sorted by laps and time)

Analysis

9°		10°		11°		12°	
Ovale GPO 2		Belgium Wallonia		BRT Components 2		BRT Components	
1	01:03.051	45	01:07.455	1	01:03.535	1	01:05.213
2	01:00.030	46	01:05.089	2	01:00.530	2	01:02.132
3	01:00.019	47	01:04.006	3	01:00.379	3	01:01.160
4	01:00.596	48	01:01.516	4	59.983	4	01:00.600
5	01:00.011	49	01:02.364	5	01:00.503	5	01:02.813
6	59.753	50	01:28.924	6	01:00.051	6	01:00.358
7	01:00.016	51	01:26.434	7	01:00.080	7	01:00.840
8	01:00.002	52	01:16.367	8	59.717	8	11:57.436
9	01:00.290	53	01:16.081	9	01:01.255	9	01:07.126
10	01:22.501	54	01:15.861	10	59.915	10	01:00.481
11	01:04.515	55	01:17.348	11	01:00.197	11	59.919
12	01:00.484	56	01:16.637	12	01:00.863	12	01:02.842
13	01:00.473	57	01:19.325	13	01:00.128	13	01:03.220
14	01:00.669	58	01:16.912	14	01:00.674	14	01:00.413
15	01:00.495	59	01:30.602	15	01:00.848	15	01:00.848
16	01:00.845	60	01:11.393	16	01:00.872	16	01:00.872
17	01:01.221	61	01:06.986	17	01:00.674	17	01:00.674
18	01:01.008	62	01:06.884	18	01:01.535	18	01:01.535
19	01:01.393	63	01:06.553	19	01:00.916	19	01:00.916
20	01:00.355	64	01:06.319	20	01:00.777	20	01:00.777
21	01:00.613	65	01:06.657	21	01:01.726	21	01:01.726
22	01:49.270	66	01:06.548	22	22:21:24.147	22	22:21:24.147
23	01:31.232	67	01:30.463	23	01:15.624	23	01:15.624
24	01:16.129	68	01:15.155	24	01:04.966	24	01:04.966
25	01:17.136	69	01:05.615	25	01:04.750	25	01:04.750
26	01:17.174	70	01:07.154	26	01:03.985	26	01:03.985
27	01:27.778	71	01:05.088	27	01:04.219	27	01:04.219
28	02:31.816	72	01:04.481	28	01:03.413	28	01:03.413
29	01:07.469	73	01:04.647	29	01:04.682	29	01:04.682
30	01:01.565	74	01:04.459	30	01:04.423	30	01:04.423
31	01:01.489	75	01:04.954	31	01:03.218	31	01:03.218
32	01:00.939	76	01:04.369	32	01:03.167	32	01:03.167
33	01:00.824	77	01:04.303	33	01:02.248	33	01:02.248
34	01:01.097	78	01:04.507	34	01:03.282	34	01:03.282
35	01:01.372	79	01:04.253	35	01:03.225	35	01:03.225
36	01:00.937	80	01:05.478	36	01:02.330	36	01:02.330
37	01:00.892	81	01:03.956	37	01:03.187	37	01:03.187
38	01:02.057	82	01:03.914	38	01:08.760	38	01:08.760
39	01:04.093	83	01:03.203	39	01:05.661	39	01:05.661
40	01:47.066	84	01:04.196	40	01:04.901	40	01:06.619
41	01:06.415	85	01:04.572	41	01:04.793	41	01:06.443



RACE OF NATIONS 2015

CIRCUITO INTERNAZIONALE DEL FRIULI VENEZIA GIULIA

3+4+5 JULY 2015
LIGNANO SABBIAADORO
UDINE - ITALIA

Race of Nations 2015

Event best laps

Pos	N°	Racer	Nat.	Federation	Country	Make	Class	Category	Club	Team	Run of reference	Best Lap
1	26	Momesso Filippo	ITA	Ohvale 1	.	.	.	Race 2 - Ohvale 160 Rok Sen	55.408
2	113	De Nardo Andrea	ITA	Ohvale 1	.	.	.	Race 2 - Ohvale 160 Rok Sen	55.611
3	28	Pezzella Michele	ITA	Pit Pro	.	.	.	Race 2 - Pitbike Pro CRF Pro	56.317
4	3	Van Dijk Bart	BEL	Proto GP	.	.	.	Race 2 - Pitbike Pro CRF Pro	56.319
5	29	Sacchi Alberto	ITA	Pit Pro	.	.	.	Race 2 - Pitbike Pro CRF Pro	56.479
6	142	Ferrari Andrea	ITA	Pit Senior	.	.	.	Chrono - Pitbike Senior Scoo	56.625
7	6	Garcia Garcia Cristian	SPA	Pit Stock	.	.	.	Race 1 - Stock 222	56.889
8	111	Pirazzini Andrea	ITA	Pit Senior	.	.	.	Race 1 - Pitbike Senior Scoot	56.936
9	199	Martinez Silvestre Pablo	SPA	Pit Stock	.	.	.	Race 2 - Pitbike Stock	57.193
10	111	Marscuti Elia	ITA	Pit Stock	.	.	.	Race 2 - Pitbike Stock	57.399
11	53	Piccirilli Franco	ITA	Pit Senior	.	.	.	Race 1 - Pitbike Senior Scoot	57.417
12	23	Baratto Gianluca	ITA	Pit Pro	.	.	.	Chrono - Pitbike Pro CRF Pr	57.456
13	121	Molino Mattia	ITA	Mini GP	.	.	.	Race 2 - JuniorGP MiniGP	57.473
14	91	Casali Matteo	ITA	Ohvale 1	.	.	.	P01 - Ohvale 160 Rok Sen 1	57.512
15	12	Chairini Nicola	ITA	Ohvale R	.	.	.	Race 2 - Ohvale 160 Rok Sen	57.739
16	79	Ragusa Salvatore	ITA	Ohvale R	.	.	.	Race 2 - Ohvale 160 Rok Sen	57.896
17	19	Deschidre Sibrin	BEL	Proto GP	.	.	.	Chrono - Pitbike Pro CRF Pr	58.213
18	16	Cerello Romie	ITA	Pit Stock	.	.	.	Race 1 - Stock 222	58.388
19	64	Truant Alessandro	ITA	Pit Senior	.	.	.	Race 2 - Pitbike Senior Scoot	58.412
20	32	Vazzoler Marco	ITA	Pit Stock	.	.	.	Chrono - Pitbike Stock	58.765
21	23	Guglielmo Bruno	ITA	Ohvale S	.	.	.	Race 2 - Ohvale 160 Rok Sen	58.818
22	93	Ferrari Alessandro	ITA	Pit Stock	.	.	.	Chrono - Pitbike Stock	58.844
23	11	Gachó Aran Ivan	SPA	Pit Stock	.	.	.	Race 2 - Pitbike Stock	58.851
24	8	Lepinay Julien	FRA	Pit Pro	.	.	.	Race 2 - Pitbike Pro CRF Pro	58.864
25	19	Bor Klemenc	SLO	Ohvale R	.	.	.	Chrono - Ohvale 160 Rok Se	58.937
26	21	Greggiamin Samuele	ITA	Ohvale R	.	.	.	Race 1 - Ohvale 160 Rok Sen	59.201
27	126	Liscini Nicolo	ITA	Ohvale R	.	.	.	Chrono - Ohvale 160 Rok Se	59.343
28	85	De Nardi Matteo	ITA	Ohvale 1	.	.	.	Chrono - Ohvale 160 Rok Se	59.649
29	3	Maire Frederic	FRA	Pit Pro	.	.	.	Race 1 - Pitbike Pro CRF Pro	59.686
30	15	Gutierrez Vazquez Daniel	SPA	Pit Stock	.	.	.	Race 2 - Pitbike Stock	59.975
31	98	Vanneste Bradley	BEL	Mini GP	.	.	.	Race 1 - JuniorGP MiniGP	01:00.382
32	17	Manzano De Vicente Antonio	SPA	Pit Stock	.	.	.	Race 2 - Pitbike Stock	01:00.384
33	14	De Cook Kurt	BEL	Pit Stock	.	.	.	Chrono - Pitbike Stock	01:00.413
34	2	Venturini Edoardo	ITA	Pit Stock	.	.	.	Race 1 - Stock 222	01:00.468
35	99	Buyvaert Wim	BEL	Pit Stock	.	.	.	Chrono - Pitbike Stock	01:00.496
36	79	Louppe Romain	BEL	Mini GP	.	.	.	Race 1 - JuniorGP MiniGP	01:00.515
37	19	Gobbin Luca	ITA	Pit Stock	.	.	.	Chrono - Pitbike Stock	01:00.909
38	4	Slachmuylders Jurgen	BEL	Pit Pro	.	.	.	Race 2 - Pitbike Pro CRF Pro	01:01.284
39	17	Letinois Alan	FRA	Pit Pro	.	.	.	Race 1 - Pitbike Pro CRF Pro	01:01.384
40	34	Jaka Gorjan	SLO	Ohvale 1	.	.	.	Race 2 - Ohvale 110 Junior	01:01.699
41	66	Bertoli Kevin	ITA	Ohvale 1	.	.	.	Race 2 - Ohvale 110 Junior	01:01.691